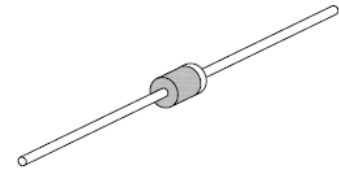


1A Schottky Barrier Rectifiers

Features

- Guardring for overvoltage protection
- Metal to silicon junction, majority carrier conduction
- Very small conduction losses
- Extremely fast switching
- High current capability, low forward voltage drop
- High surge capability
- For use in low voltage, high frequency inverters
- Solder dip 260 ° C, 10 seconds
- RoHS Compliance



**DO-41
(DO-204AL)**



Mechanical Data

Case:	JEDEC DO-204AL(DO-41) molded plastic body
Epoxy:	Plastic package has UL flammability classification 94V-0
Terminals:	Pure tin plated leads, solderable per J-STD-002B and JESD22-B102D
Polarity:	Color band denotes cathode end
Weight:	0.012 ounces, 0.3 gram

Maximum Ratings and Electrical Characteristics ($T_A=25^{\circ}\text{C}$ unless noted otherwise)

Symbol	Description	1N5817	1N5818	1N5819	Unit	Conditions
V_{RRM}	Maximum Repetitive Peak Reverse Voltage	20	30	40	V	
V_{RMS}	Maximum RMS Voltage	14	21	28	V	
V_{DC}	Maximum DC Blocking Voltage	20	30	40	V	
V_{RSM}	Maximum Non-repetitive Peak Reverse Voltage	24	36	48	V	
I_{F(AV)}	Maximum Average Forward Rectified Current	1.0			A	0.375" (9.5mm) lead length at T _L =90° C

1A Schottky Barrier Rectifiers

1N5817 -1N5819

Symbol	Description	1N5817	1N5818	1N5819	Unit	Conditions
IFSM	Peak Forward Surge Current	25			A	8.3ms single half sine-wave superimposed on rated load (JEDEC Method)
VF	Maximum Instantaneous Forward Voltage (Note 1)	0.45	0.55	0.60	V	IF=1.0A
IR	Maximum DC Reverse Current at Rated DC Blocking Voltage	0.5			mA	TA=25° C
		10				TA=100° C
CJ	Typical Junction Capacitance	125	110		pF	VR=4V, f=1MHz
RthJA	Typical Thermal Resistance	50			°C / W	Note 2
RthJL		15				
TJ, TSTG	Operating Junction and Storage Temperature Range	-65 to +125			°C	

Note: (1) Pulse test: 300µS pulse width, 1% duty cycle.
 (2) Thermal resistance from junction to lead vertical P.C.B mounted, 0.375" (9.5mm) lead length with 1.5 x 1.5" (38 x 38mm) copper pads.

Typical Characteristics Curves

Fig.1-Forward Current Derating Curve

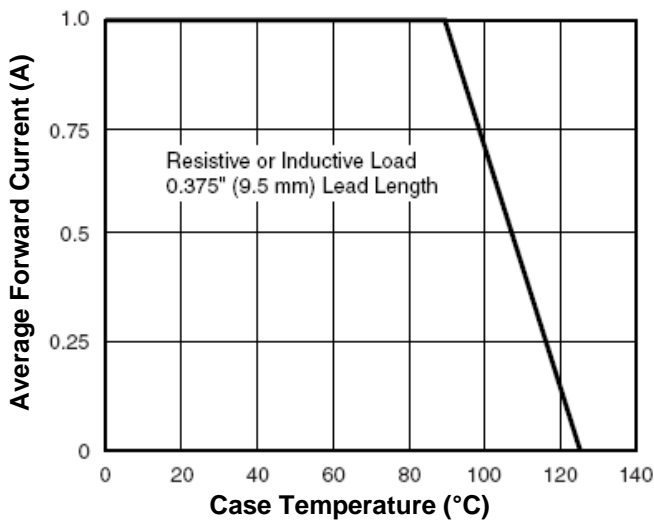
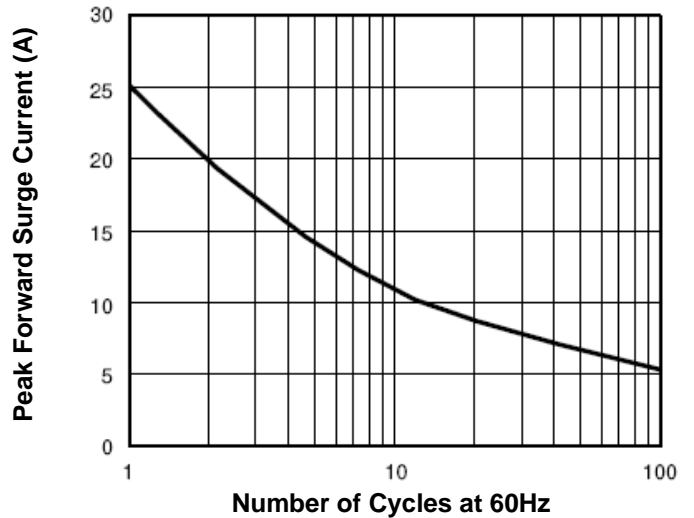


Fig.2-Max. Non-Repetitive Peak Forward Surge Current



1A Schottky Barrier Rectifiers

1N5817 -1N5819

Fig.3- Typical Instantaneous Forward Characteristics

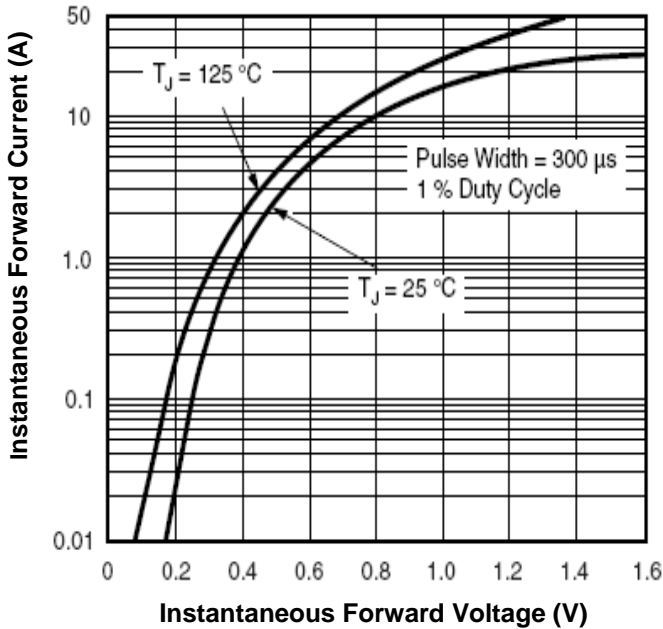


Fig.4-Typical Reverse Characteristics

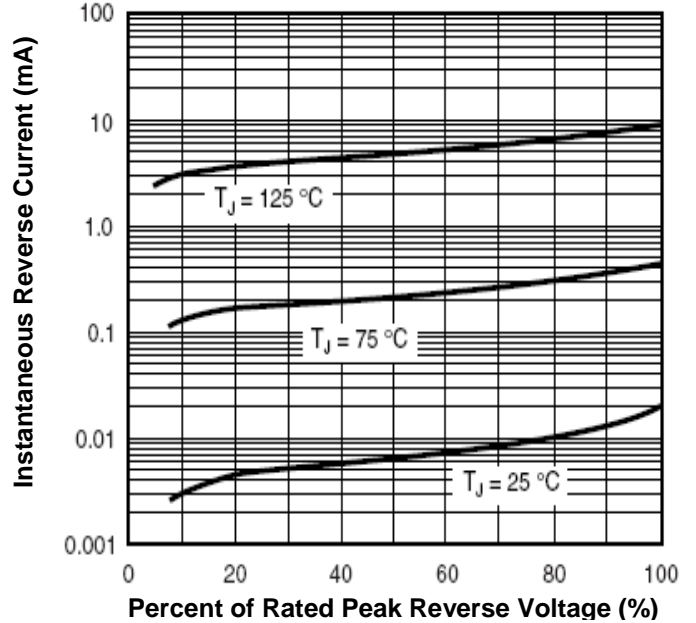


Fig.5- Typical Junction Capacitance

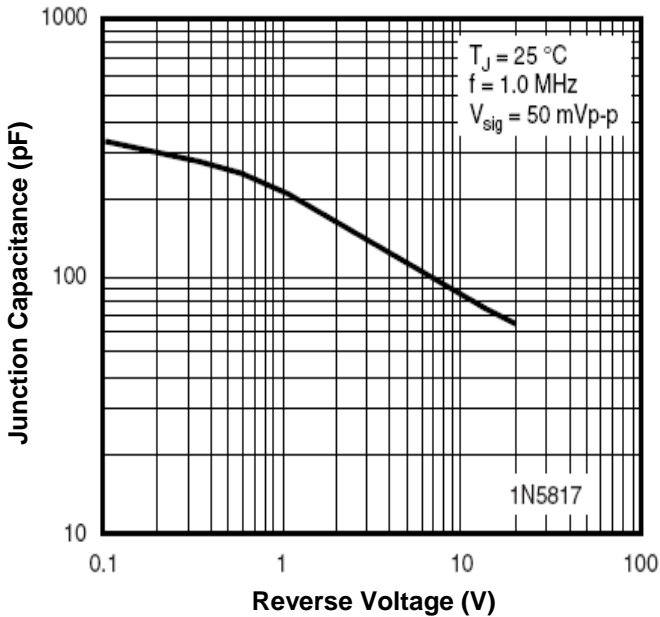
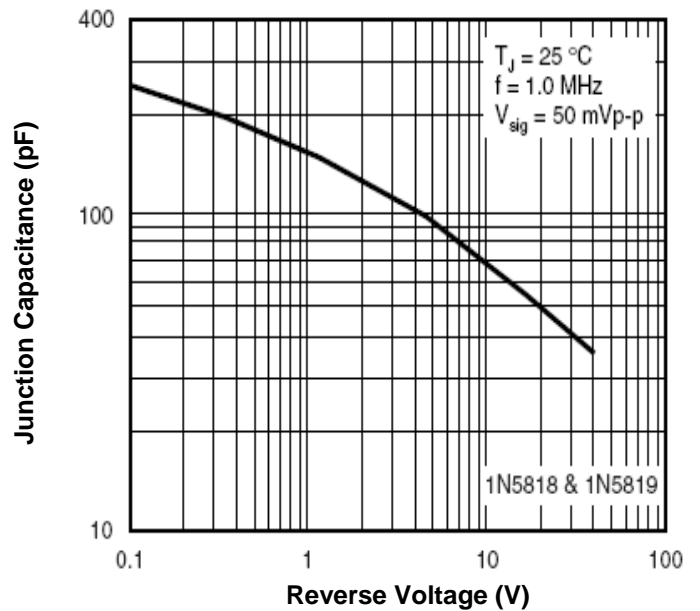


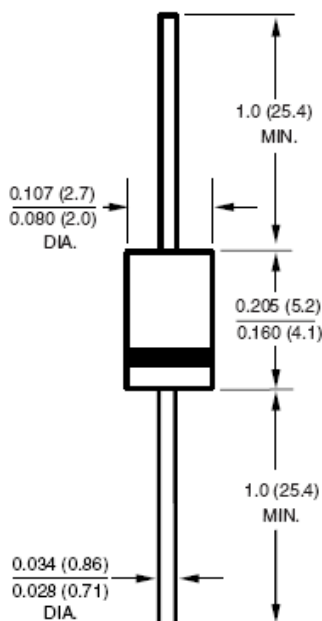
Fig.6- Typical Junction Capacitance



1A Schottky Barrier Rectifiers

1N5817 -1N5819

Dimensions in inches (mm)



**DO-41
(DO-204AL)**

How to contact us:

US HEADQUARTERS

28040 WEST HARRISON PARKWAY, VALENCIA, CA 91355-4162

Tel: (800) TAITRON (800) 824-8766 (661) 257-6060

Fax: (800) TAITFAX (800) 824-8329 (661) 257-6415

Email: taitron@taitroncomponents.com

Http://www.taitroncomponents.com

TAITRON COMPONENTS MEXICO, S.A .DE C.V.

BOULEVARD CENTRAL 5000 INTERIOR 5 PARQUE INDUSTRIAL ATITALAQUIA, HIDALGO C.P.
42970 MEXICO

Tel: +52-55-5560-1519

Fax: +52-55-5560-2190

TAITRON COMPONETS INCORPORATED E REPRESENTAÇÕES DO BRASIL LTDA

RUA DOMINGOS DE MORAIS, 2777, 2.ANDAR, SALA 24 SAÚDE - SÃO PAULO-SP 04035-001 BRAZIL

Tel: +55-11-5574-7949

Fax: +55-11-5572-0052

TAITRON COMPONETS INCORPORATED, SHANGHAI REPRESENTATIVE OFFICE

METROBANK PLAZA, 1160 WEST YAN' AN ROAD, SUITE 1503, SHANGHAI, 200052, CHINA

Tel: +86-21-5424-9942

Fax: +86-21-5424-9931