




Network Resistors (RoHS Compliant)

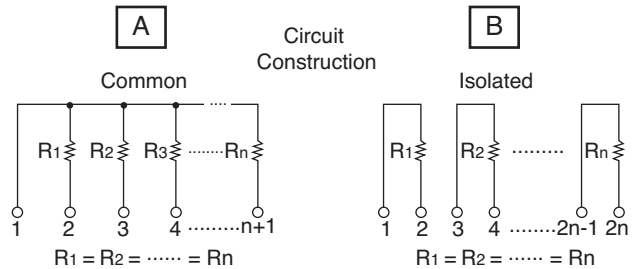
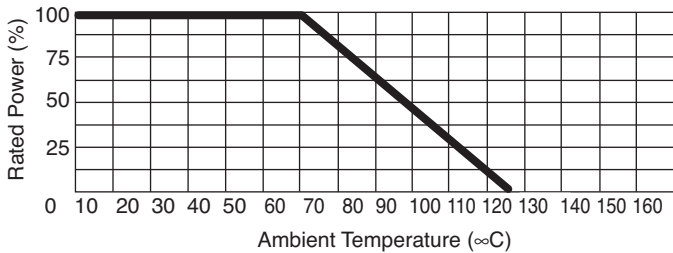
SIP-RC Series

FEATURES

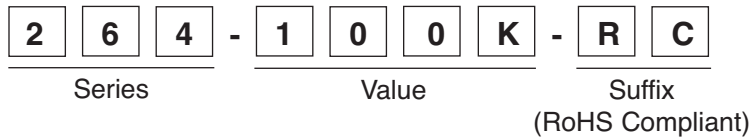
- Temperature Range: -55°C ~ +125°C
- Miniature, high density packaging
- Combinations of different ohmic value are available
- High reliability with RuO₂ paste
- Recommended wash method is alcohol



DERATING CURVE



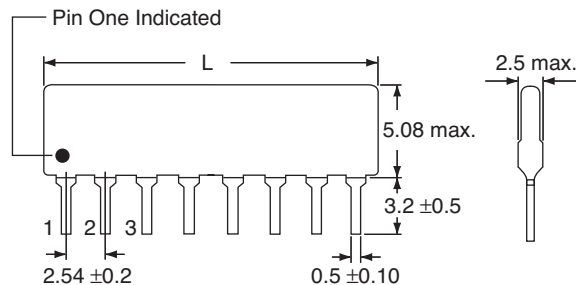
PART NUMBERING SYSTEM



DIMENSIONS

Series		Number of Pins	L max. (mm)
Comm.	Isol.		
264	267	6	15.3
265	268	8	20.4
266	269	10	25.4

4 ~ 14 pin configurations available special order.



Dimensions: mm

STANDARD STOCKED VALUES (Ω)

10	51	150	470	1.2K	3.3K	8.2K	22K	68K	220K	680K
22	56	180	510	1.5K	3.9K	10K	27K	82K	270K	820K
27	68	220	560	1.8K	4.7K	12K	33K	100K	330K	1M
33	82	270	680	2K	5.1K	15K	39K	120K	390K	
39	100	330	820	2.2K	5.6K	18K	47K	150K	470K	
47	120	390	1K	2.7K	6.8K	20K	56K	180K	560K	

Specifications are subject to change without notice. No liability or warranty implied by this information. Environmental compliance based on producer documentation.





Network Resistors (RoHS Compliant)

SIP-RC Series

■ CHARACTERISTICS

Resistor Network-Sip RNL Series (Lead Free)				
Characteristics	Limits	Test Methods (JIS C 5201-1)		
Temperature Coefficient	$\pm 200 \text{ PPM}^\circ\text{C}$ for $50\Omega \sim 1\text{M}\Omega$ $\pm 250 \text{ PPM}^\circ\text{C}$ for $< 50\Omega$ or $> 1\text{M}\Omega$	-55°C ~ +125°C		
Temperature Cycling	$\Delta R \leq \pm (0.5\% + 0.1\Omega)$	Step	Temperature	Time
		1	-55°C ± 3°C	30 mins
		2	Room Temp.	10~15 mins
		3	+125°C ± 3°C	30 mins
		4	Room Temp.	10~15 mins
*Step 1-4 Continuous 5 Cycles				
Dielectric Withstanding Voltage	No evidence of flashover mechanical damage, arcing, or insulation break down.	Resistors shall be clamped in the trough of a 90° metallic V-block and shall be tested at AC potential respectively specified in the above list for 60 = 10/-0 seconds		
Short-time Overload	$\pm (0.5\% + 0.1\Omega)$	Rated Voltage x 2.5 for 5 seconds		
Resistance to Soldering Heat	$\pm (0.5\% + 0.1\Omega)$	350°C ± 10°C, for 3 seconds		
Insulation Resistance	10,000MΩ Min.	100VDC for 1 minute		
Terminal Strength	$\pm (0.5\% + 0.1\Omega)$	Tensile: 1Kg, 30 seconds Bending: 500g, 2 times		
Thermal Shock	$\pm (0.5\% + 0.1\Omega)$	Load V, Room Temp, 30 minute Unload, -55°C, 15 minutes Over 2 hrs. in room temp. before measuring		
Solderability	Covering 95%	245°C ± 3°C, 2-3 seconds		
Load Life in Humidity	$\pm (3\% + 0.1\Omega)$	40°C, 90-95% RH Rated VOLTage for 1,000 hrs. (1.5 hour is "ON", 0.5 hour is "OFF")		
Load Life	$\pm (3\% + 0.1\Omega)$	70°C at Rated Voltage for 1,000 hrs. (1.5 hour is "ON", 0.5 hour is "OFF")		

Specifications are subject to change without notice. No liability or warranty implied by this information. Environmental compliance based on producer documentation.

