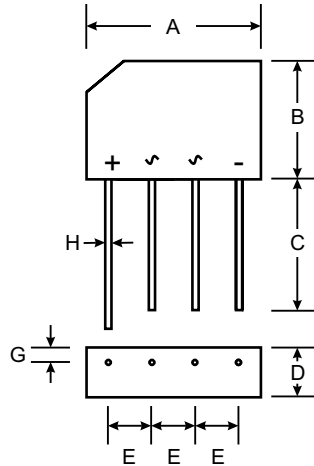


### Features

- Plastic Package has UL Flammability Classification 94V-0
- Surge Overload Rating of 200A Peak
- Ideal for Oriented Circuit Board
- High Reliability and Low Leakage
- Rating to 1000V PIV
- UL Recognized Under Component Index, File Number E94661

### Mechanical Data

- Case: RS-4L, Plastic
- Terminals: Plated Leads Solderable per MIL-STD-202, Method 208
- Mounting Position: Any
- Approx. Weight: 5.6 grams



RS-4L		
Dim	Min	Max
A	18.5	19.5
B	15.4	16.0
C	19.0	-
D	6.2	6.5
E	4.6	5.6
G	1.5	2.0
H	1.3 Typical	
All Dimensions in mm		

### Maximum Ratings and Electrical Characteristics @ T<sub>A</sub> = 25°C unless otherwise specified

Single phase, 60Hz, resistive or inductive load.  
For capacitive load, derate current by 20%.

Characteristic	Symbol	RS 401L	RS 402L	RS 403L	RS 404L	RS 405L	RS 406L	RS 407L	Units
Maximum Recurrent Peak Reverse Voltage	V <sub>RRM</sub>	50	100	200	400	600	800	1000	V
Maximum RMS Voltage	V <sub>RSM</sub>	35	70	140	280	420	560	700	V
Maximum DC Blocking Voltage	V <sub>DC</sub>	50	100	200	400	600	800	1000	V
Maximum Average Forward Rectified Output Current at T <sub>A</sub> = 50°C	I <sub>(AV)</sub>	4.0							A
Peak Forward Surge Current, 8.3 ms half sine-wave superimposed on rated load (JEDEC Method)	I <sub>FSM</sub>	200							A
Maximum Forward Voltage at 3.0A	V <sub>F</sub>	1.0							V
Maximum DC Reverse Current at Rated DC Blocking Voltage	I <sub>R</sub>	10.0 1.0							μA mA
I <sup>2</sup> t Rating for fusing (t<8.3ms)	I <sup>2</sup> t	166							A <sup>2</sup> s
Operating Temperature Range	T <sub>J</sub>	-55 to +150							°C
Storage Temperature Range	T <sub>STG</sub>	-55 to +150							°C

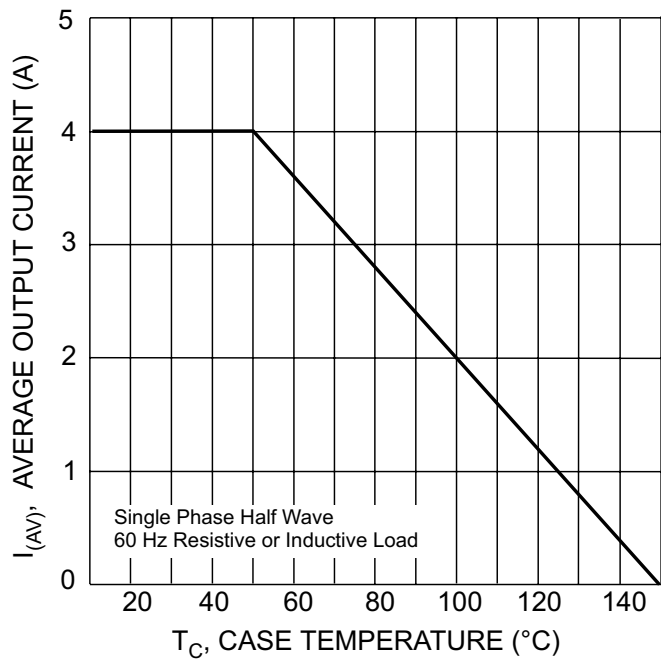


Fig. 1 Forward Current Derating Curve

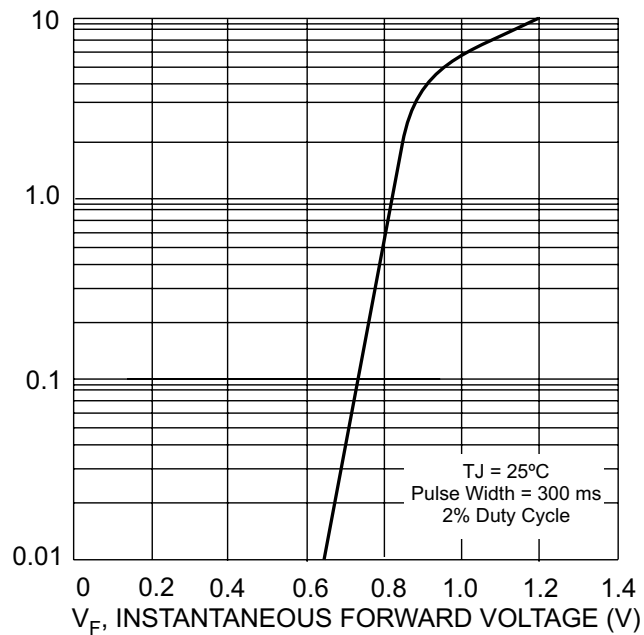


Fig. 2 Typical Forward Characteristics

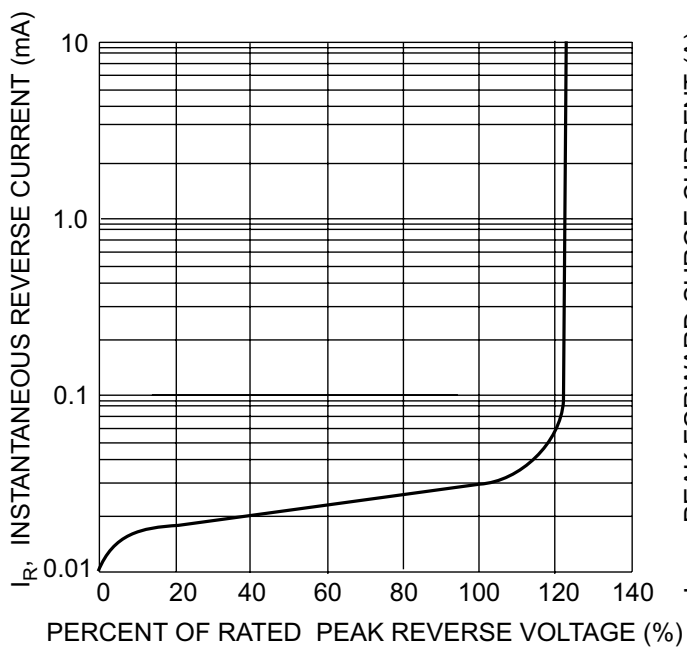


Fig. 3 Typical Reverse Characteristics

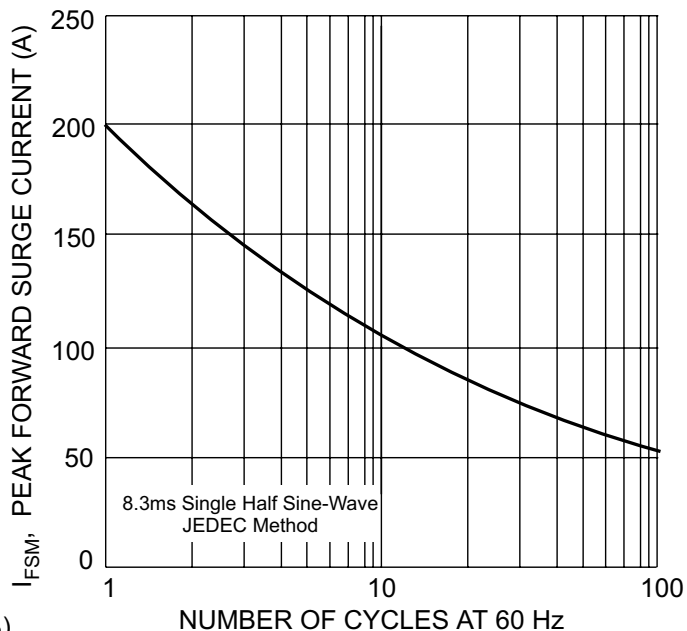


Fig. 4 Max Non-Repetitive Peak Fwd Surge Current