

SILICON VARISTOR

DC FORWARD CURRENT: 400,150 mA

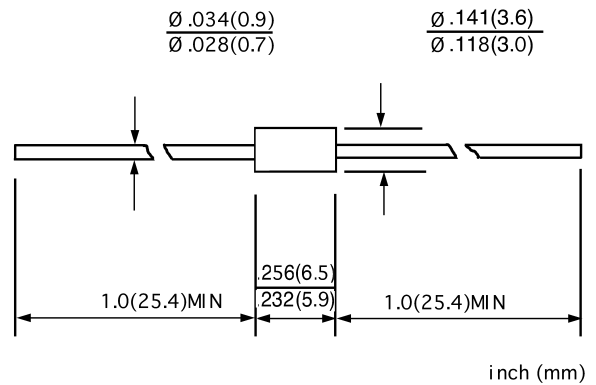
FEATURES

- ◇ Molded case feature for auto insertion
- ◇ High surge capability
- ◇ High temperature soldering guaranteed:
250°C/10S/9.5mm lead length at 5 lbs tension

MECHANICAL DATA

- ◇ Case: Molded with UL-94 Class V-O recognized flame retardant epoxy
- ◇ Terminals: Plated axial leads, solderable per MIL-STD-202E, Method 208C
- ◇ Mounting position: Any

DO-15



MAXIMUM RATINGS AND ELECTRICAL CHARACTERISTICS

Ratings at 25°C ambient temperature unless otherwise specified.

	SYMBOL	TEST CONDITION	VALUE		UNITS
			VR60	VR61	
DC forward current	I_F		400	150	mA
Maximum surge current	I_{FSM}	8.3ms single half-sine wave	35	25	A
Forward voltage	V_F	$I_F=1A$	1.5max		V
		$I_F=1m A$	0.5min	2.30±0.25	
		$I_F=10m A$		2.75±0.25	
		$I_F=70m A$		3.10±0.25	
Forward current	I_F	$V_F=0.2V$	20max		μA
Assembly of chips					
Color band	positions				
	color		Orange		
Operating junction temperature range	T_j		- 55 ---- + 100		°C
Storage temperature range	T_{STG}		- 55 ---- + 100		°C

FIG.1 - TYPICAL INSTANTANEOUS FORWARD CHARACTERISTICS

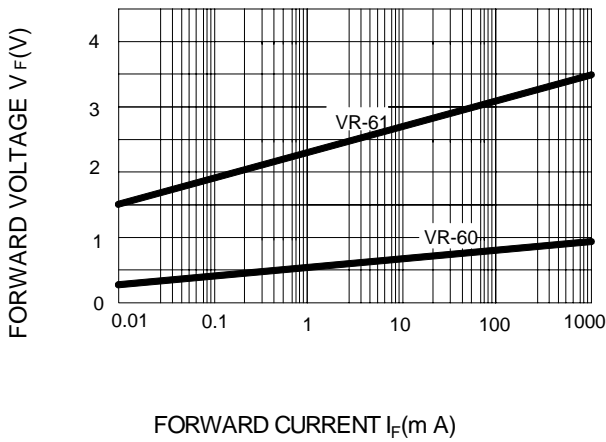


FIG.2 - TYPICAL FORWARD CURRENT DERATING CURVE

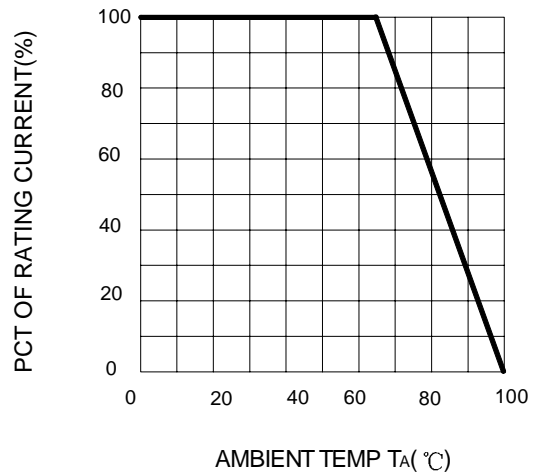


FIG.3 - PEAK FORWARD SURGE CURRENT

